



E.32

PROGRESS IN PRECISION




E.32

WECO



The Vision of Progress

GraviTech®




THE SHAPE

Gravitech @2.0 not only is more accurate than a mechanical tracer, it's faster too, after marking the axis it can trace a lens in only a few seconds..



THE BLOCK

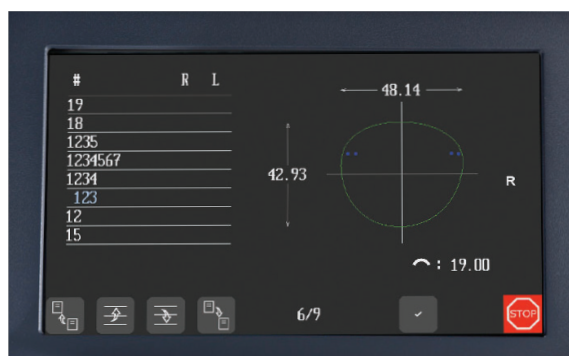
Precise centering that is parallax-free lets you block with confidence.



A POWERFUL PACKAGE, ALL-IN-ONE




THE INTERFACE

Easily store your customized shapes and patterns in a well organized, easy to use interface. With 2,000 jobs and 10,000 shapes, you will have more than enough storage to handle any job.



THE EDGER

Small 90mm wheels and fixed 10° Drilling and Grooving give you the tools you need to handle the vast majority of your jobs.



TAKE YOUR LAB TO THE NEXT LEVEL WITH WECO TECHNOLOGY

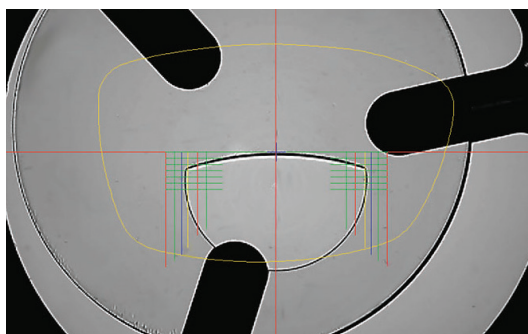
Take full control!

Edging is easy with an intuitive interface that guides you step-by-step in every phase of the process.



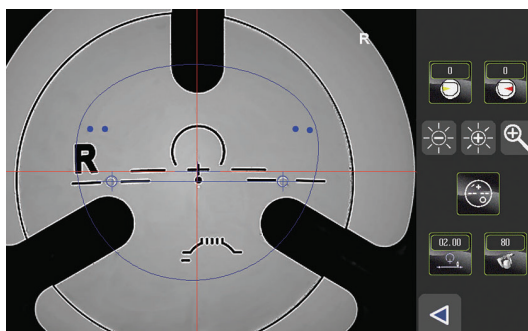
High definition imaging lets you see every detail.

The E.3-2 integrates the best optical system on the market that allows you to center your lenses in a fully parallax-free environment. See every detail, even ones you can't see with the naked eye.



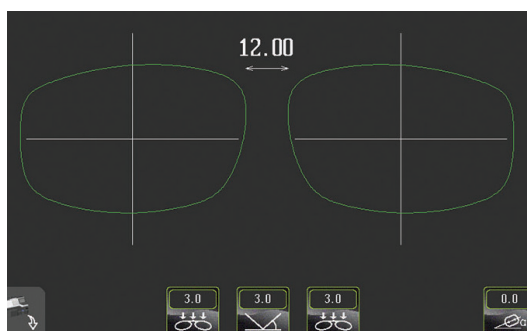
Progressive Lens? No problem.

You can edge even your most expensive progressive lenses with confidence knowing you will be able to spot every marking and laser engraving.



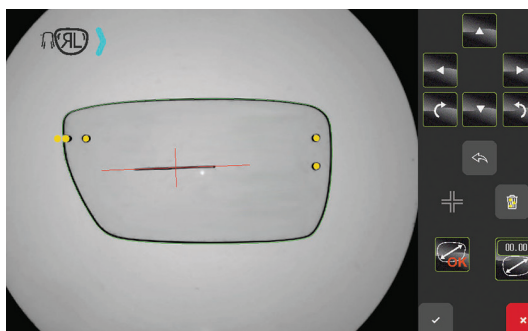
Complete PD data

All parameters that influence the PD are taken into account, this allows the WECO E.3-2 to deliver the best results on every job.




Tackle Rimless Eyewear Effortlessly

Gravitech® 2.0 is the most advanced tracing system on the market, it will automatically detect drill holes, notches, and slots effortlessly with minimal adjustment needed.



WECO E.3²

TECHNICAL SPECIFICATIONS



Width	29.4 in (747.3 mm)
Depth	23.6 in (600 mm)
Height	17.9 in (455 mm)
Weight	151lb (68,5 Kg)
Voltage	230 V-50 Hz 115 V-60 Hz

Complies with safety directives:
EN 61010-1, Di 2006/42/EC
Di 2006/95/EC, Di 2002/95/EC
Di 2002/96/EC

Complies with EMC directives:
Di 2004/108/EC,
EN 55022 "Classe B", EN 61000-3-2, EN
61000-3-3, EN 61000-6-2

UL standards for 115 V version:
UL/CSA 61010-1

WECO E.3/2

Mechanical Tracing

- Automatic 3D - Tracing
- Monocular / Binocular Tracing
- Smooth manual frame clamping

Optical Tracing - GraviTech® 2.0

- Accurate optical detection of demo lenses and patterns (including drill hole detection)
- Gravity oriented 1:1 reproduction of the demo lens with absolute reproducibility
- Shape Creator, an innovative way to create shapes and trace frames optically.

Shape Administration

- Job Memory: 2,000 Jobs (including Centering and Edging Parameters)
- Shape Memory: 10,000 Shapes (including Drill Hole Parameters)
- Shape Modification: A / B / 1/2 B / Circumference / Radius / Shape-Axis

Centering

- Single Vision, Bifocal, Trifocal, Progressive (Markings and Engravings)
- Manual centring: Parallax-free digital blocking
- Lens fitting check (Measured prior blocking)

Edging


- Processing of Glass, CR39, High Index, Polycarbonate and Trivex®
- Two Sided Measurement of lens with one feeler
- Multiple V-Bevel Programs
- Polishing of Flat and V-Bevel

Special Features

- Grooving with a defined angle of 10° incl. different programs
- Variable Groove width and depth
- Chamfering: Front in one step / Back in 3 steps
- Drilling with a fixed angle of 10°

Communication

- OMA V3.07
- Prepared for Remote Tracing



Easy Database Import / Export Tool

USB Connection

- Direct Software Upgrade
- Easily upload Shape Data such as Silhouette®



Innovative Axis Marking tool

- WECO has created the perfect axis marking tool that works for all frame sizes.



LUNEAU TECHNOLOGY OPERATIONS

2 rue Roger Bonnet, 27340 PONT DE L'ARCHE - FRANCE_Tel. + 33 232 989 132_Fax + 33 235 020 294_www.weco-instruments.com

